

The E-bomb - A Weapon of Electrical Mass Destruction

by Carlo Kopp

Department of Computer Science

Monash University, Australia

(C) 1996 Carlo Kopp



The Author:

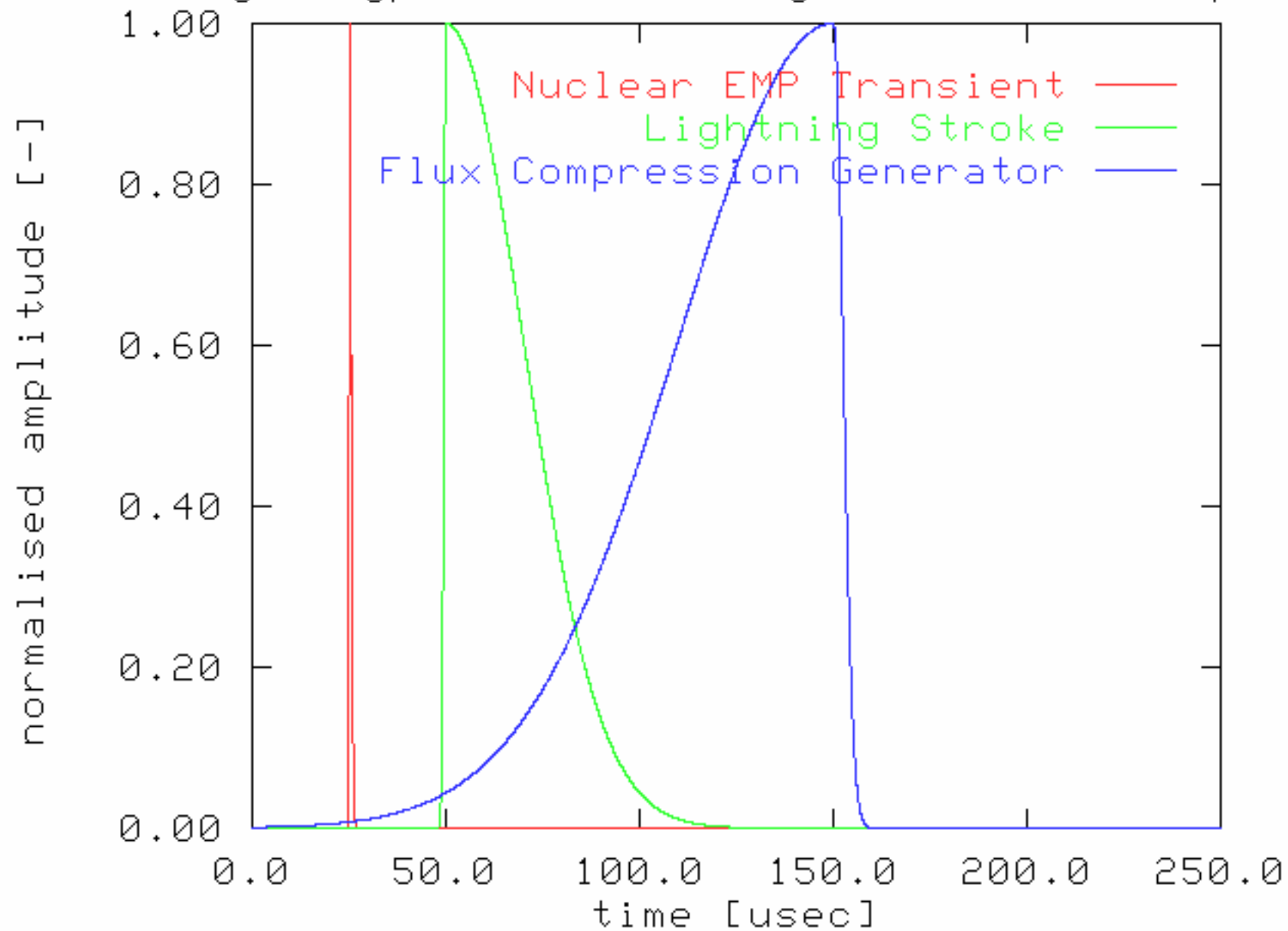
- | Carlo Kopp is a Computer Scientist, Electrical and Systems Engineer, Defence Analyst and Trade Journalist

- | Carlo has been publishing in the military aviation trade press since 1980, and his papers on doctrine have been published by the Royal Australian Air Force since 1992

Introduction:

- | Desert Storm Counter-C3 operations relied on air power and precision guided munitions
- | Future campaigns will require more suitable weapons to achieve shock effect over large target sets with small attacking forces
- | Electromagnetic bombs (E-bombs) can perform such a role

Fig.1 Typical Electromagnetic Pulse Shapes



E-bomb Technology Base:

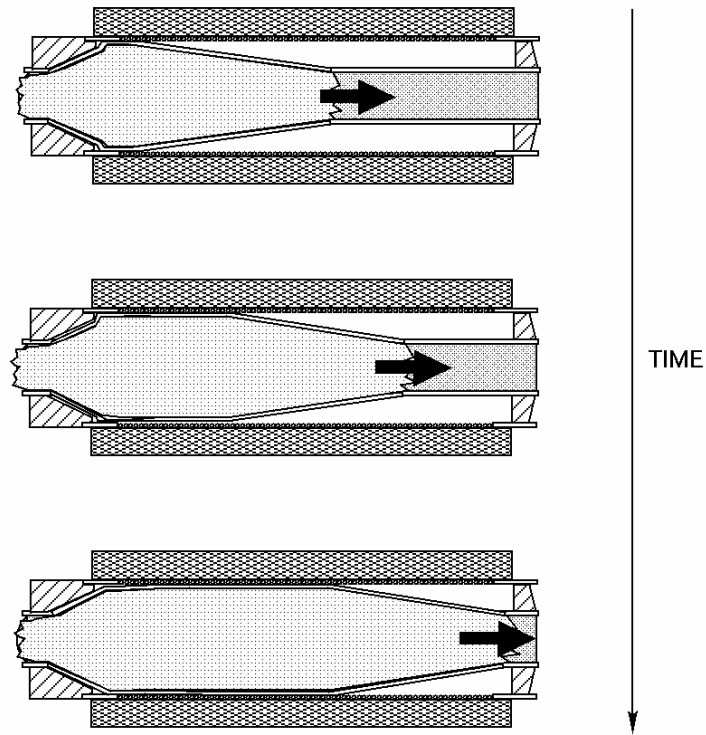
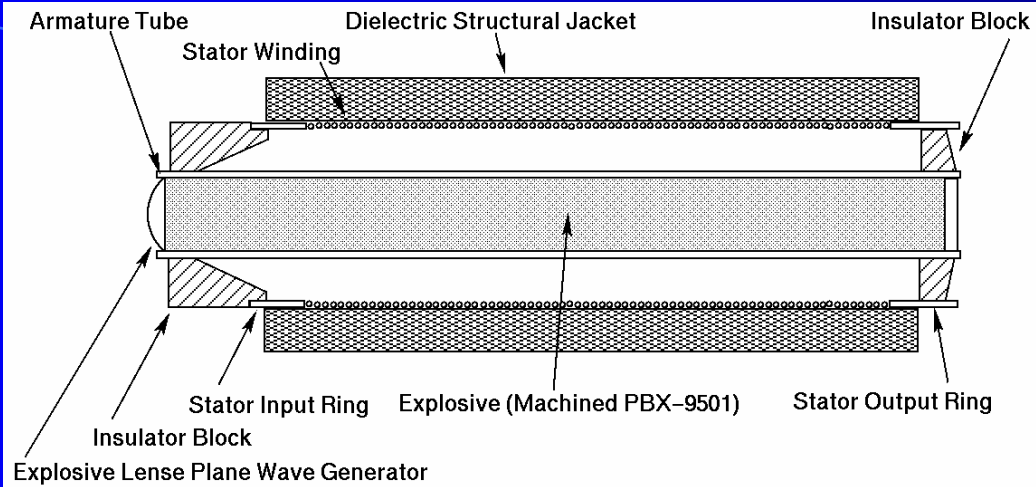
- | Power source - explosively pumped Flux Compression Generator (FCG)
- | FCG pioneered by Los Alamos Labs during the 1950s
- | FCG can produce tens of MegaJoules in tens to hundreds of microseconds
- | Peak current of an FCG is 1000 X that of a typical lightning stroke

The Physics of the FCG:

- | Fast explosive compresses a magnetic field
- | Compression transfers mechanical energy into the magnetic field
- | Peak currents of MegaAmperes demonstrated in many experiments

FCG start current is provided by an external source:

- | capacitor bank
- | small FCG
- | MHD device
- | homopolar generator



(C) 1996 Carlo Kopp

FIG.2 EXPLOSIVELY PUMPED COAXIAL FLUX COMPRESSION GENERATOR

FCG Internals:

- | Armature - copper tube / fast explosive
- | Stator - helical heavy wire coil
- | Initiator - plane wave explosive lense
- | Jacket - prevents disintegration due magnetic forces

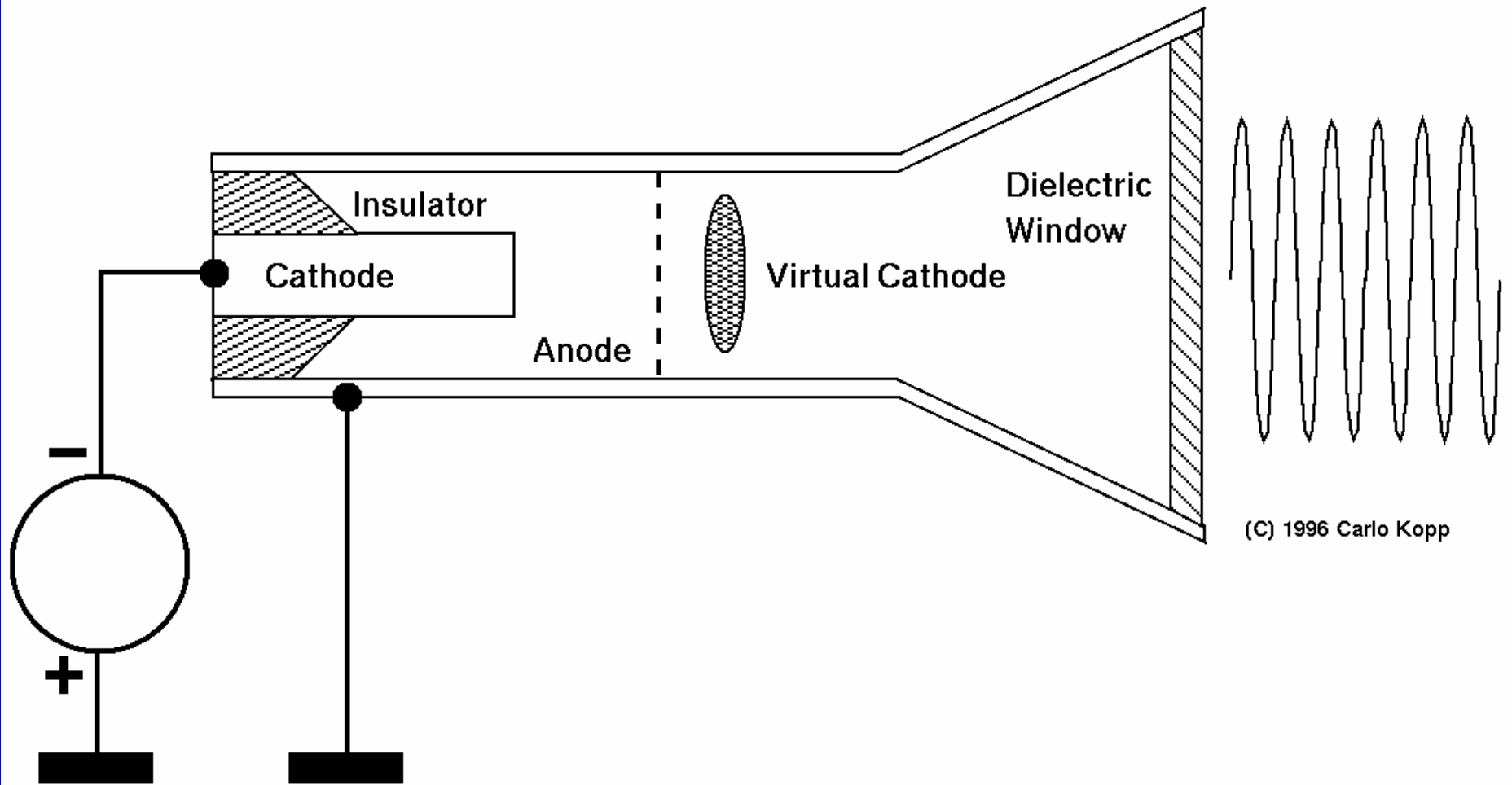
FCG Operation:

- | External power source pumps FCG winding with start current
- | When start current peaks, explosive lense fired to initiate explosive burn
- | Explosive pressure expands armature and creates moving short
- | Moving armature compresses magnetic field

High Power Microwave (HPM) Sources:

Higher lethality than low frequency FCG fields, many device types:

- | Relativistic Klystrons
- | Magnetrons
- | Slow Wave Devices
- | Reflex Triodes
- | Virtual Cathode Oscillators (vircators)



(C) 1996 Carlo Kopp

FIG.3 AXIAL VIRTUAL CATHODE OSCILLATOR

Vircator Physics:

- | Relativistic electron beam punches through foil or mesh anode
- | "Virtual" cathode formed by space charge bubble behind anode
- | Peak power of tens of GW for 100s of nsec
- | Anode typically melts in about 1 usec
- | Cheap and simple to manufacture
- | Wide bandwidth allows chirping of oscillation

Lethality Issues in E-bomb Warheads:

- | Diversity of target set makes prediction of lethality difficult
- | Different implementations of like equipment have differing hardness
- | Coupling efficiency is critical to lethality

Coupling Modes:

Front Door Coupling through antennas.

- | Destroys RF semiconductor devices in transmitters and receivers

Back Door Coupling through power/data cabling, telephone wiring

- | Destroys exposed semiconductor devices
- | Punches through isolation transformers.

Semiconductor Vulnerability:

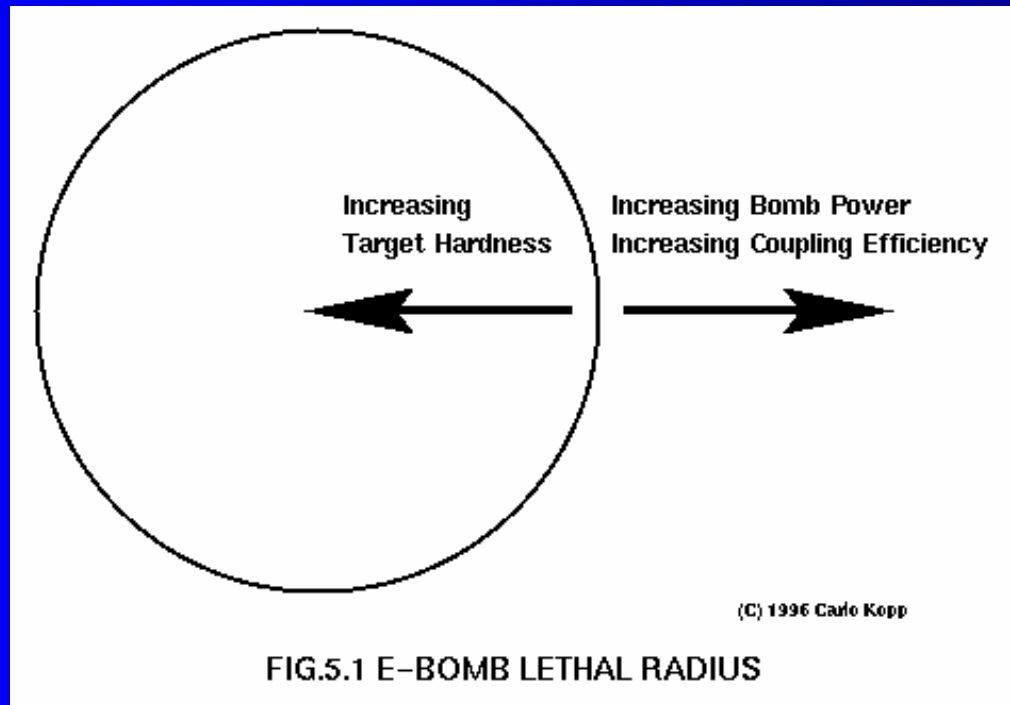
- | Semiconductor components using CMOS, RF Bipolar, RF GaAs, NMOS DRAM processes are destroyed by exposure to volts to tens of volts of electrical voltage
- | High speed - high density semiconductors are highly vulnerable due small junction sizes and low breakdown voltages

Damage Mechanisms:

- | Low frequency pulses produced by FCG create high voltage spikes on fixed wiring infrastructure
- | Microwave radiation from HPM devices creates high voltage standing waves on fixed wiring infrastructure
- | Microwave radiation from HPM devices can couple directly through ventilation grilles, gaps between panels, poor interface shielding - producing a spatial standing wave inside the equipment cavity

Example Scenario:

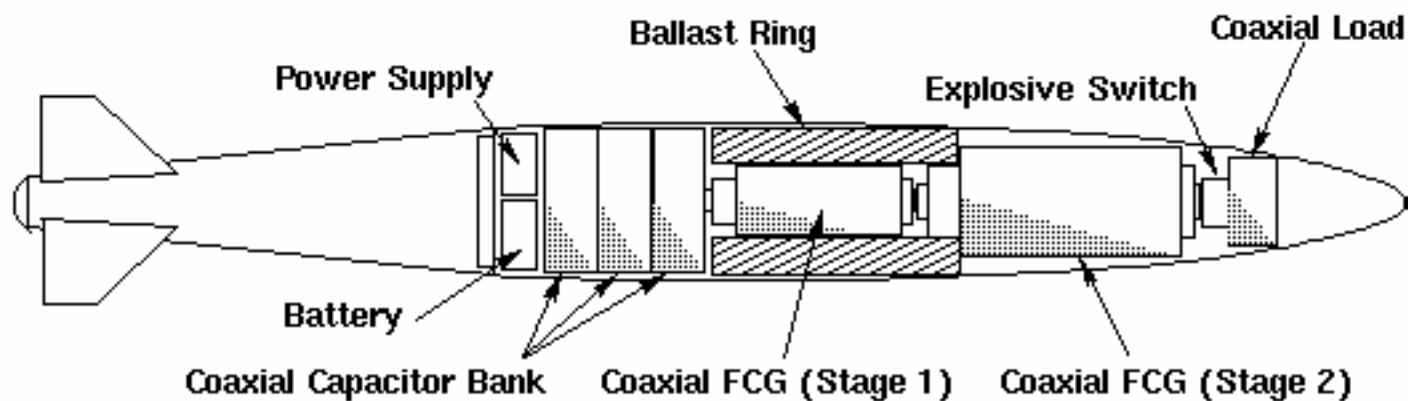
- | 10 GigaWatt 5 GHz HPM E-bomb initiated at several hundred metres altitude
- | Footprint has diameter of 400 - 500 metres with field strengths of kiloVolts/metre



Maximising Bomb Lethality:

Lethality is maximised by maximising the power coupled into the target set

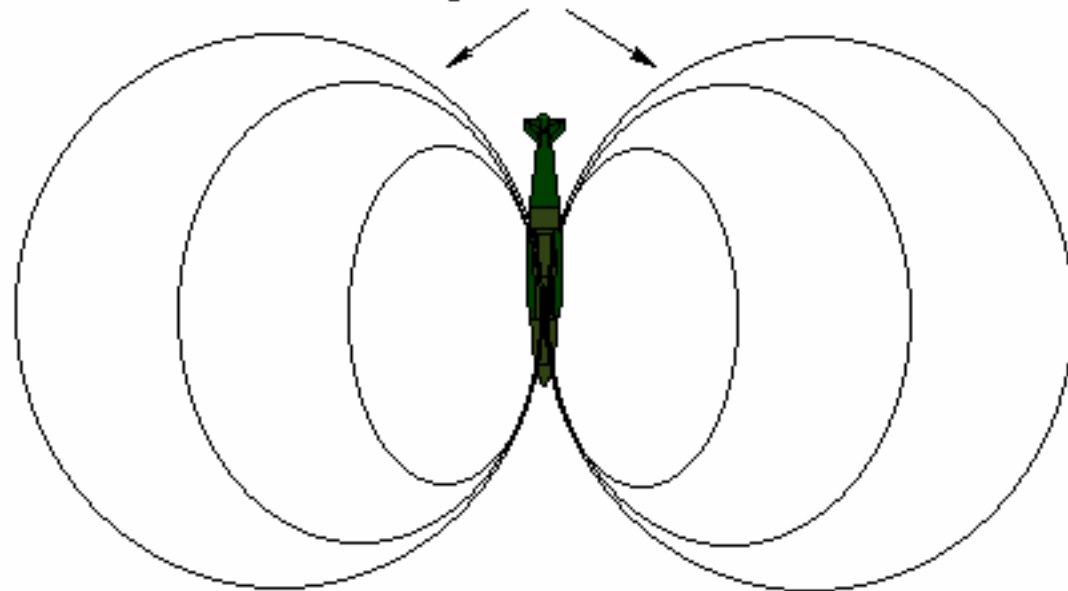
- | maximise peak power and duration of warhead emission (large FCG/Vircator)
- | maximise efficiency of internal power transfer in weapon
- | maximise coupling efficiency into target set



Mk.84 900 kg 3.84 m x 0.46 m dia

LOW FREQUENCY E-BOMB - GENERAL ARRANGMENT MK.84 PACKAGING

FCG Winding Radiation Pattern Lobes



(C) 1996 Carlo Kopp

FIG.4 LOW FREQUENCY E-BOMB WARHEAD (MK.84 FORM FACTOR)

HPM E-bomb Lethality:

Microwave bombs are potentially more lethal due better coupling and more focussed effects

- | chirping allows weapon to couple into any in-band resonances
- | circular polarisation of antenna allows coupling with any aperture orientation
- | reducing detonation altitude increases field strength at the expense of footprint size

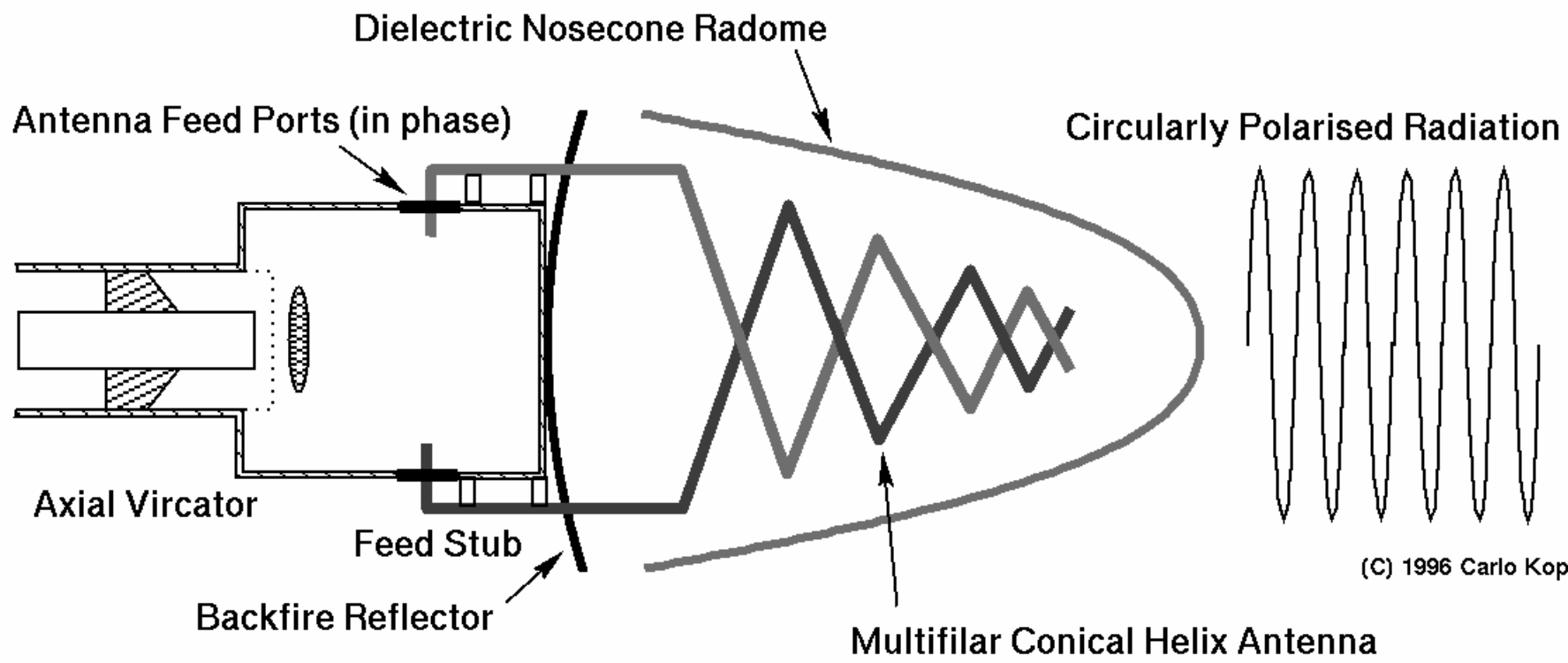
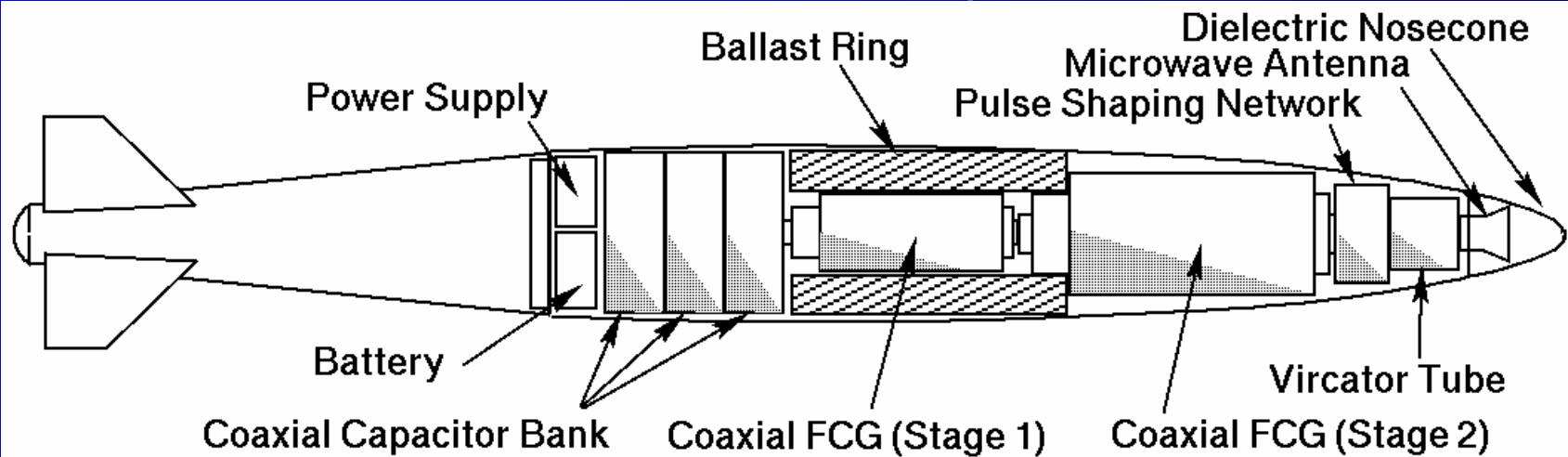


FIG.5.2 EXAMPLE OF VIRCATOR/ANTENNA ASSEMBLY



Mk.84 900 kg 3.84 m x 0.46 m dia

(C) 1996 Carlo Kopp

HIGH POWER MICROWAVE E-BOMB – GENERAL ARRANGMENT MK.84 PACKAGING
 WARHEAD USING VIRCATOR AND 2 STAGE FLUX COMPRESSION GENERATOR

FIG.6 HPM E-BOMB WARHEAD (MK.84 FORM FACTOR)

Targeting E-bombs:

- | fixed installations (buildings, radar and comms sites) - conventional methods
- | radiating mobile / hidden targets (ships, mobile SAMs) - use ESM or ELS
- | non radiating mobile / hidden targets - use Unintentional Emissions (UE)

UE results from Van Eck radiation and LAN/comms wiring emissions, Characteristic signatures allow identification of target type and location

Delivery of E-bombs:

- | Warhead comprises priming current source, FCG (cascade) and Vircator tube
- | Missile installations must supply 100% of weapon priming energy from own supply
- | Bomb installations - weapon can be precharged before release from aircraft

A free fall E-bomb is more lethal than a missile borne HPM warhead as a larger proportion of the weapon is the warhead

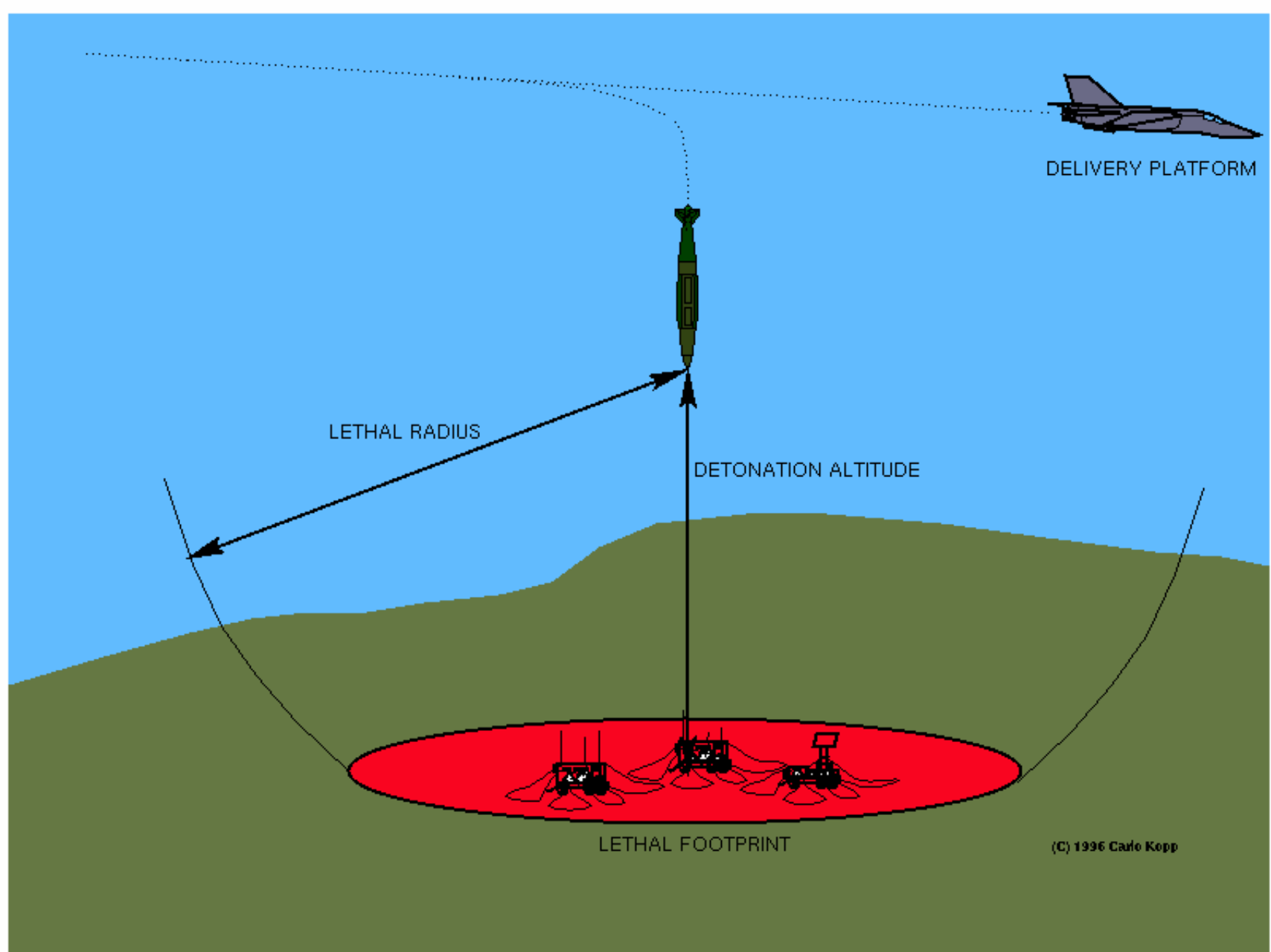


FIG.7 LETHAL FOOTPRINT OF LOW FREQUENCY E- BOMB IN RELATION TO ALTITUDE

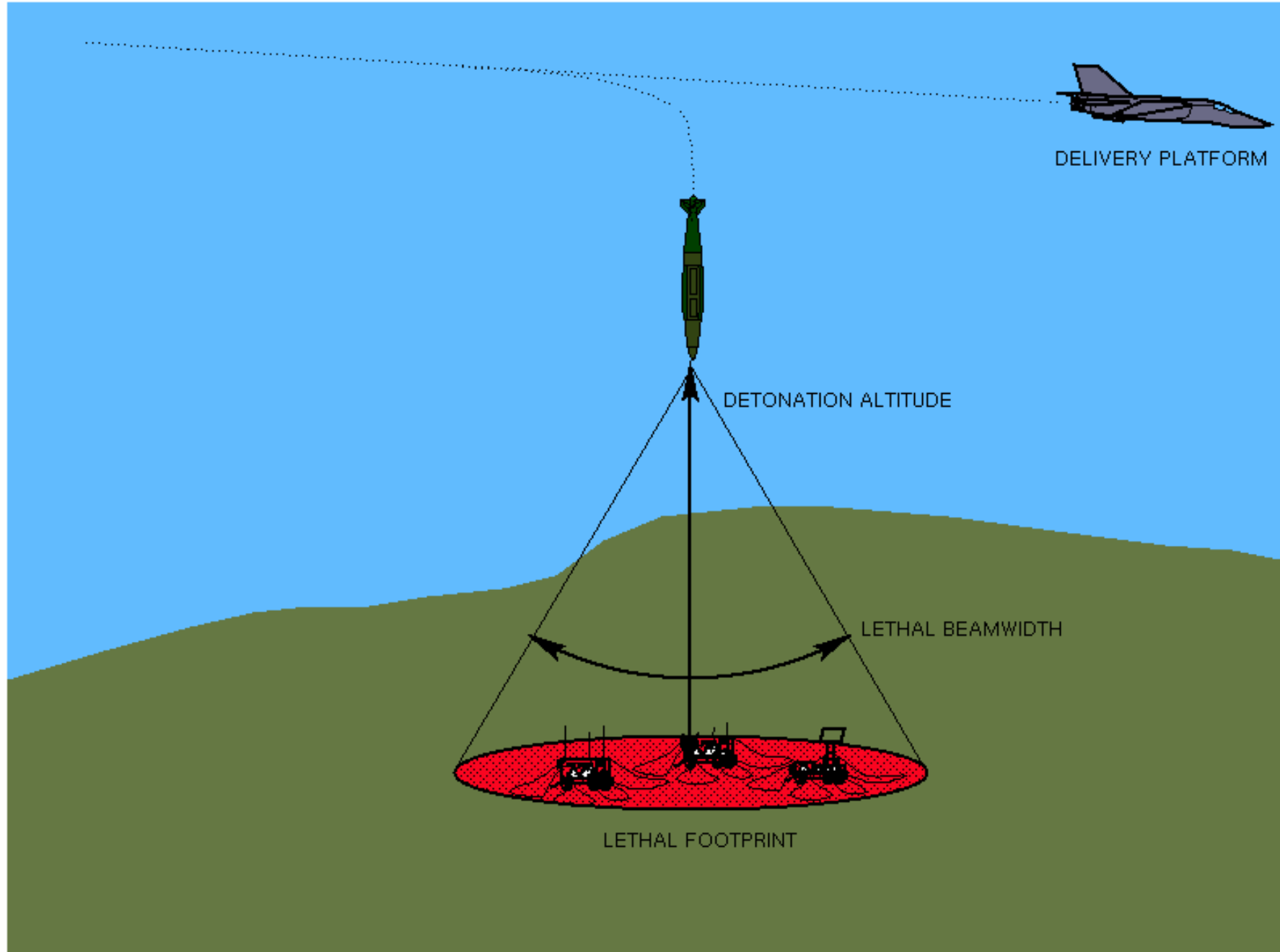



FIG.8 LETHAL FOOTPRINT OF A HPM E-BOMB IN RELATION TO ALTITUDE

Delivery Options:

- | dumb bombs have a CEP of 100 - 1000 ft
(free fall delivery)
- | GPS aided bombs have a CEP of 40 ft
(free fall but guided)
- | Standoff missiles have a CEP of 40 ft
(GPS inertial with propulsion)
- | Cruise Missiles have a CEP 10-40 ft
(eg USAF AGM-86 derivative)



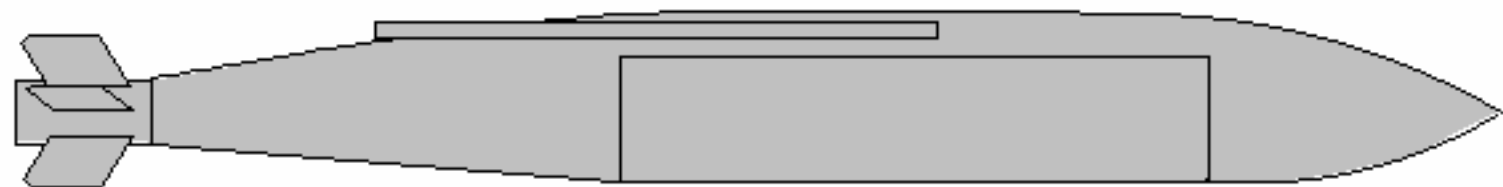
NORTHROP GAM (MK.84)



MDC JDAM (MK.84)



AWADI AGW (MK.84)



TI AGM-154C JSOW (800 lb/360 kg)

(C) 1996 Carlo Kopp

FIG.9 GPS GUIDED BOMB/GLIDEBOMB KITS

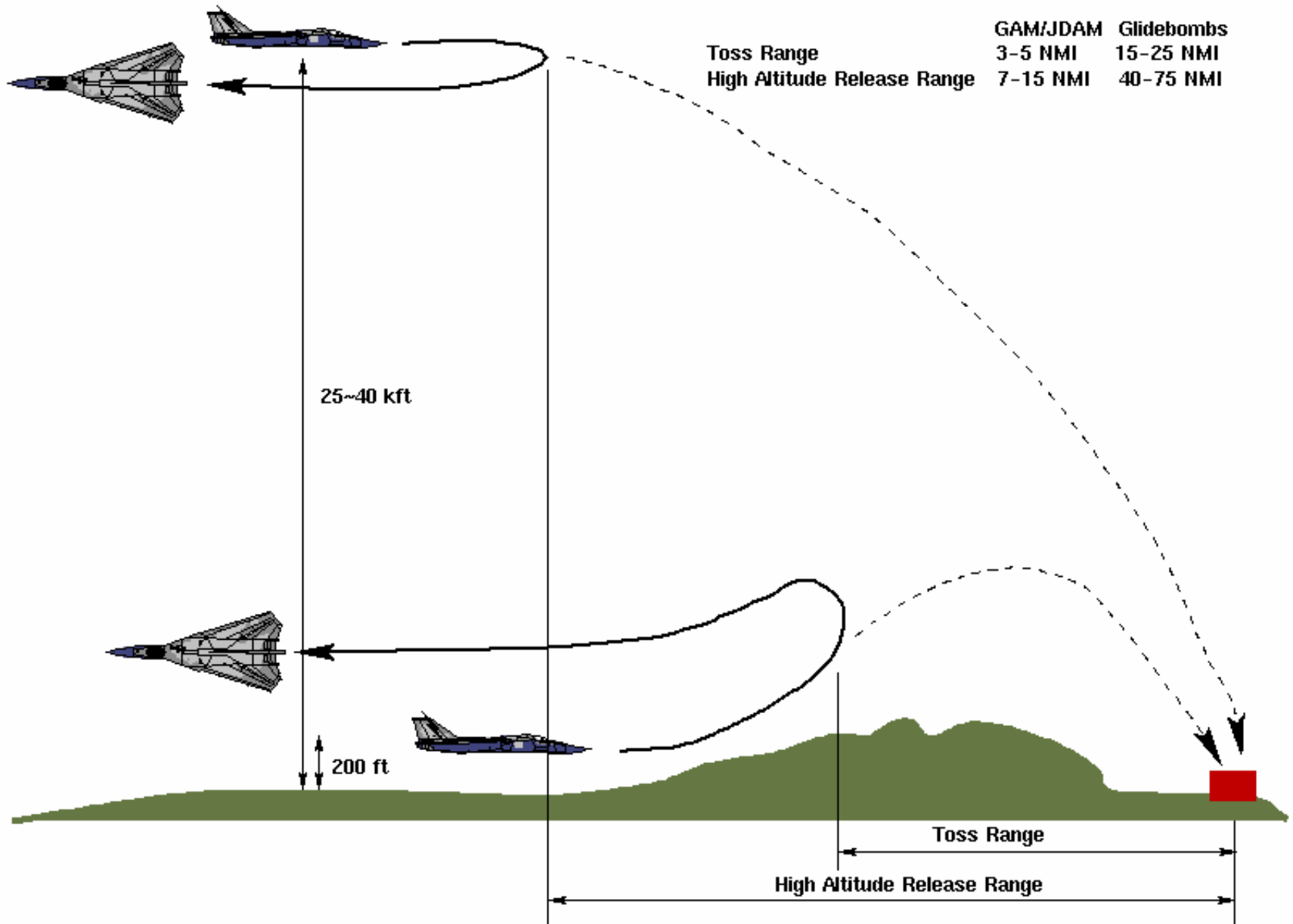


FIG.10 DELIVERY PROFILES FOR GPS/INERTIAL GUIDED WEAPONS

Defences Against E-bombs:

- | Destroy the delivery vehicle or launch platform
- | Electromagnetically harden important assets
- | Hide important assets

Vulnerability Reduction (Hardening):

- | convert computer rooms in to Faraday cages
- | use optical fibres for data
- | isolate power feeds with transient arrestors
- | use non-electrical power feed schemes
- | use electromagnetic “air lock”
- | shielding must be comprehensive

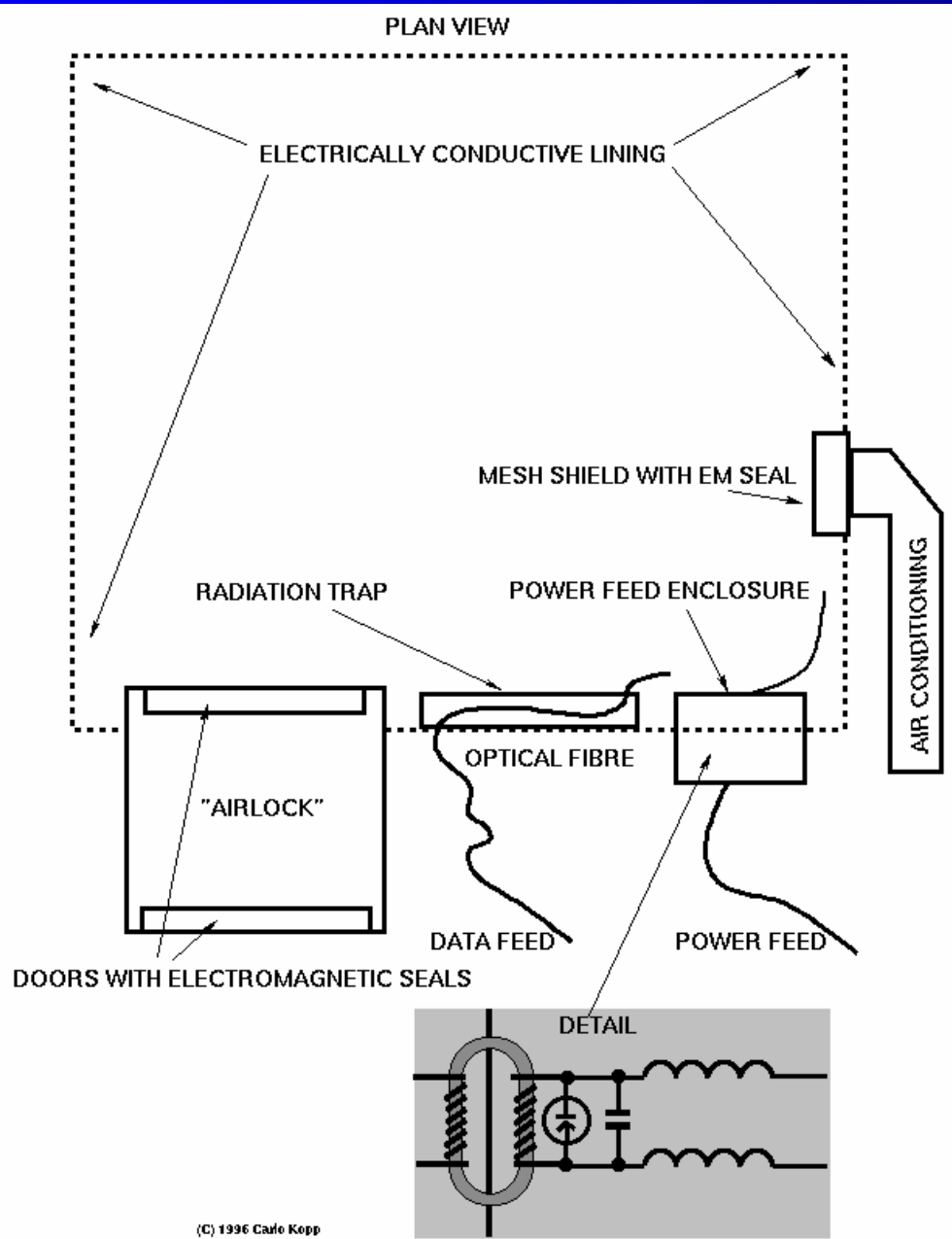


FIG.11 COMPUTER ROOM HARDENED AGAINST EM ATTACK

Susceptibility Reduction (Preventing Attack):

- | redundant topology
- | UE reduction - stringent electromagnetic control regime
- | Low Probability of Intercept (LPI) Comms and Radar
- | decoy emitters

Proliferation:

- | E-bombs use non-strategic materials and manufacturing
- | US and CIS capable of deploying E-bombs in next half decade
- | possession of drawings and samples would allow Third World manufacture of E-bombs
- | USAF estimated US\$1,000-2,000 per round for FCG manufacture at US labour rates
- | *Counterproliferation regimes will be ineffective*

Military Applications of the E-bomb

Doctrine and Strategy

1. Electronic Combat

- | The objective is to paralyse the opponent's C3I and IADS as quickly as possible
- | The E-bomb enables rapid attrition of enemy electronic assets over large areas
- | The E-bomb offers important force multiplication effects compared to the use of conventional weapons

The E-bomb is a Weapon of Electrical Mass Destruction

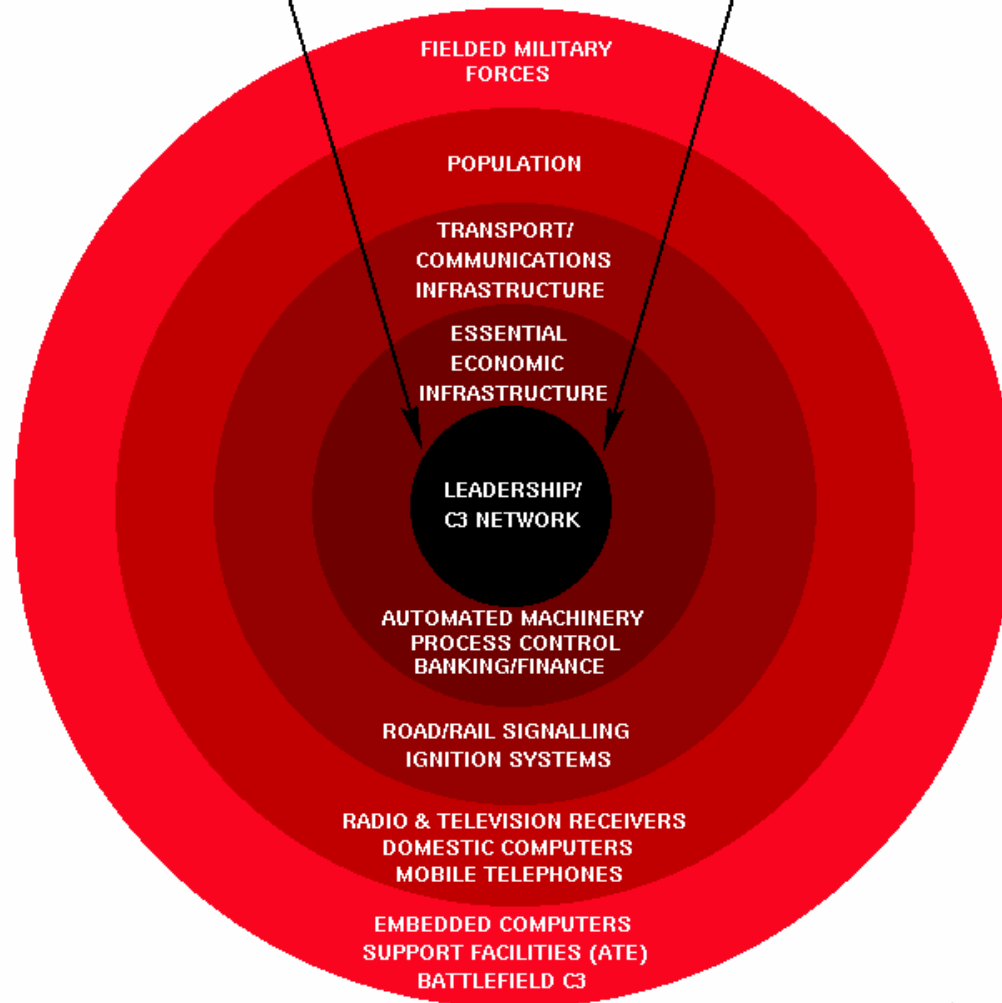
2.Strategic Warfare

The Warden “Five Rings” model was tested and proven during Desert Storm:

- | Leadership and C3 targets highly vulnerable
- | Economic vitals - finance, stock markets, manufacturing, petroleum, oil/gas are highly vulnerable
- | Transport infrastructure - signalling, nav aids, vehicle ignition systems vulnerable
- | Population - radio and TV receivers
- | Military forces in the field - eqpt vulnerable

GOVERNMENT TV/RADIO BROADCASTING FACILITIES
TELEPHONE SWITCHES, MICROWAVE AND SATELLITE COMMUNICATIONS,
KEY C3 POSTS

COMPUTER EQUIPMENT IN GOVERNMENT OFFICE BUILDINGS
MILITARY COMMAND POSTS AND HEADQUARTERS



(C) 1996 Carlo Kopp

FIG.12 WARDEN'S "FIVE RINGS" STRATEGIC AIR ATTACK MODEL
IN THE CONTEXT OF ELECTROMAGNETICALLY VULNERABLE TARGET SETS

E-bomb Advantages in Strategic Warfare

- | Not lethal to humans
- | Negligible collateral damage
- | High tempo campaigns possible due the powerful “shock” effect of using a WEMD
- | No mass media coverage of bombing casualties (broadcast eqpt destroyed) will reduce the threshold for the use of strategic air power and missile forces

3.Theatre Warfare

- | Offensive Counter Air operations - disable aircraft in flight, on the ground and destroy their supporting infrastructure
- | Sea Control - disable surface combatants prior to attack with conventional weapons
- | Battlefield Interdiction - disable mobile C3I and concentrations of tanks, armoured vehicles and helicopters

4.Punitive Missions

- | The E-bomb is a useful punitive weapon as it can cause much economic and military damage with no loss of civilian life
- | E-bombs could be profitably used against countries which sponsor terrorism and info-terrorism

Conclusions:

- | E-bomb is a WEMD
- | High payoff in using E-bombs against fundamental infrastructure, resulting in substantial paralysis
- | E-bombs will become a decisive capability in Strategic Warfare and Electronic Combat
- | E-bombs are a non-lethal weapon
- | The critical issues for the next decade are the deployment of E-bombs and the hardening of fundamental infrastructure